

A good fitting saddle is imperative both for you and your horse

The problem:

A badly fitting saddle can cause painful pressure marks and limit the freedom of movement. This can lead to bracing and resistance of the horse.

Our goal:

The right saddle for your horse's back.

This is how Kramer Equestrian can help you to find the right saddle for your horse:

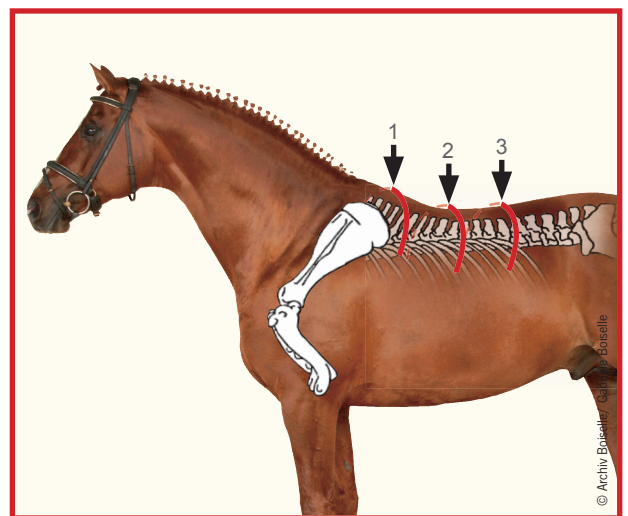
You need four wires, a pen and an A3 sheet.

Each wire should be easily bendable, approx. 2-3 mm thick and approx. 50 cm long.

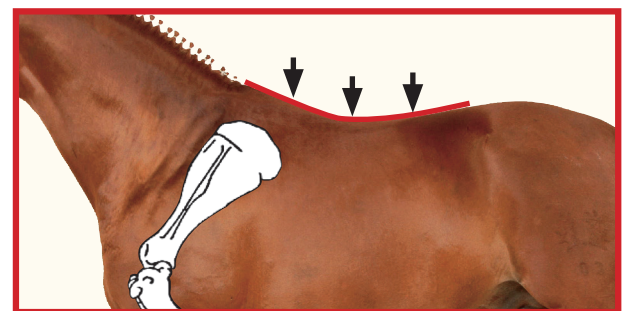
First, measure the horse's backcrosswise in three places, beginning approx. 2-3 finger-widths behind the shoulder blade, in a distance of approx. 15 cm (choose a smaller distance for short horses to ensure that the saddle doesn't end behind the last rib). Bend the wires so that they fit across the horseback and without any space between the wires and the horseback. Place the wires in the three spots and adjust them. Afterwards lay them onto the A3 sheet and trace the inside with a pen.

Next lay the fourth wire onto the spine. Adjust it exactly to the shape of the spine and ensure that it projects beyond the three crosswise measurement points. Trace this wire (the underside which was laying directly on the spine) onto the A3 sheet and draw in the distances of the crosswise measurements.

We will place this sheet into different saddles in order to find the right saddle for your horse.



Crosswise



Lengthwise

Conclusion:

Only a good fitting saddle ensures that a horse can move perfectly and perform at its best.



Our saddle experts need:

- The completed questionnaire.
- The measurement template.
- A photo of your horse (as shown above).

Then send everything by post to our saddle fitters at:

Kramer Equestrian Ltd.
Woodview Road
Paignton
Devon
TQ4 7SR



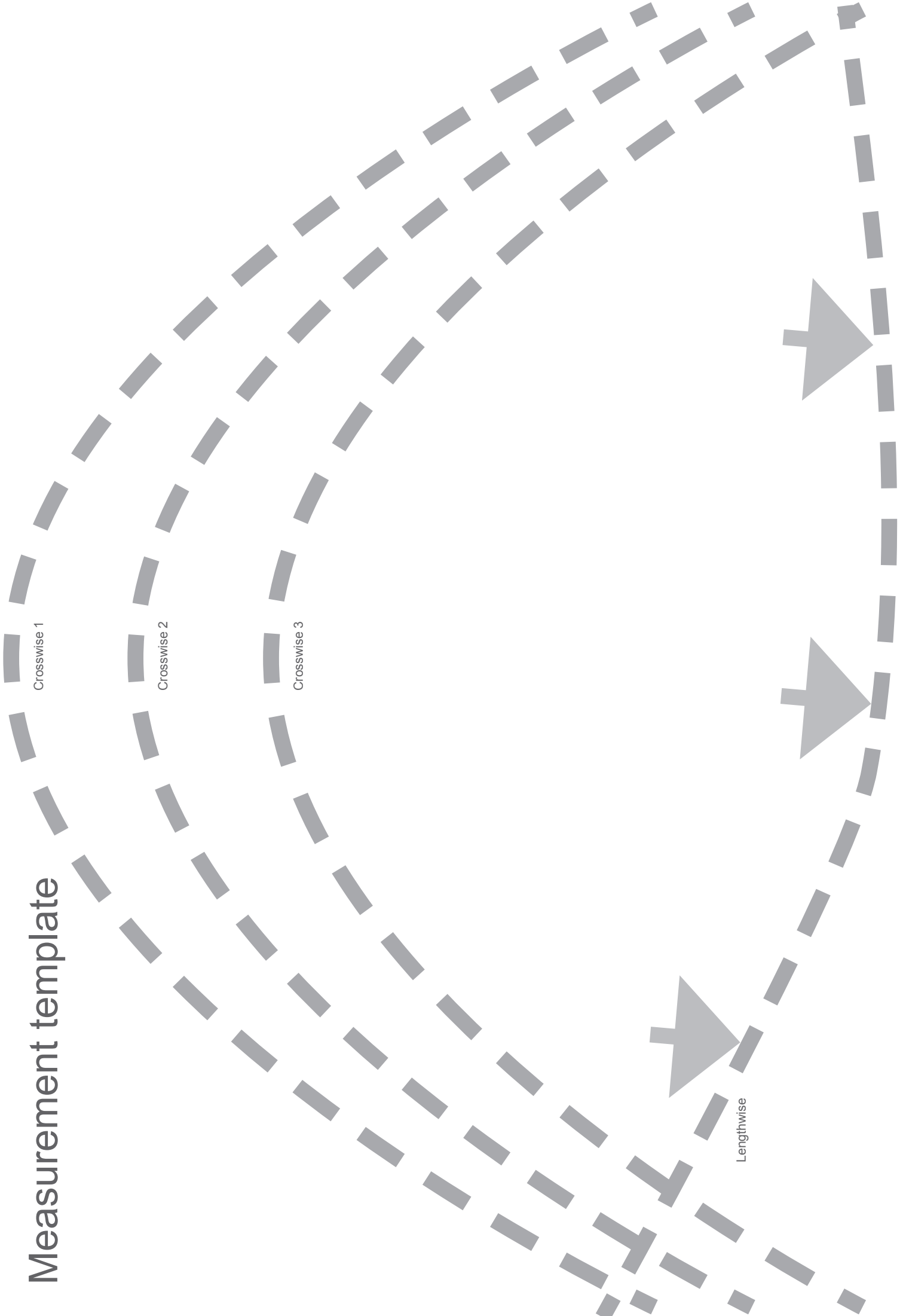
Measurement template

Crosswise 1

Crosswise 2

Crosswise 3

Lengthwise



Questionnaire

Horse owner's address:

Customer number:

Surname:

First name:

Address:

.....

.....

.....

Telephone:

Where can we reach you during working days between 09.00 am - 06.00 pm

Email:

Details about the horse

Breed:

Age:

Hands high:

Specification about the required saddle

Riding discipline:

Required saddles from the current Kramer catalogue assortment:

.....

.....

.....

Previous saddle:

.....

.....

.....

.....